

# HR-V

There's More to Life



SCAN TO DOWNLOAD  
THE E-BROCHURE

Honda Cars Philippines Inc. reserves the right to change or modify equipment or specifications any time without prior notice. Details, colors, descriptions, and illustrations are for information purposes only. Specifications or equipment may vary in some countries, please check with your nearest Honda Cars Dealer.

Philippines, March 2025

**8 YEARS**  
**BATTERY**  
**WARRANTY**  
OR 160,000 KM, WHICHEVER COMES FIRST

**RS**

**e:HEV**

Honda  
**CONNECT**

Honda  
**SENSING**

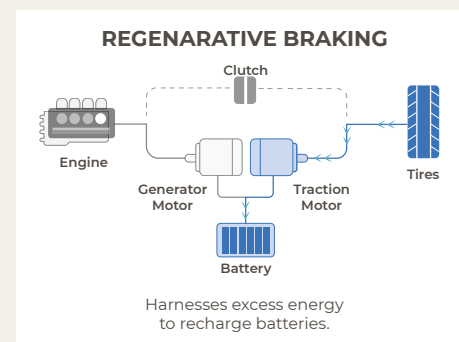
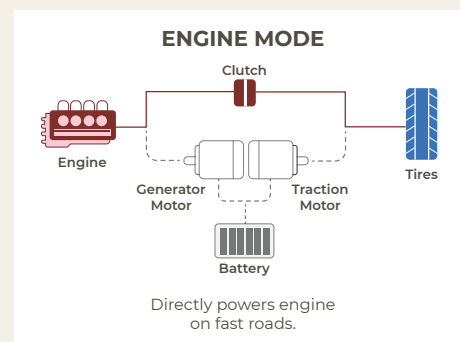
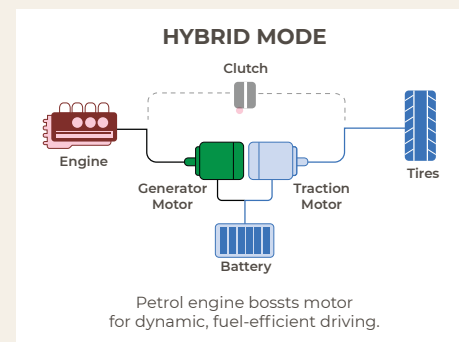
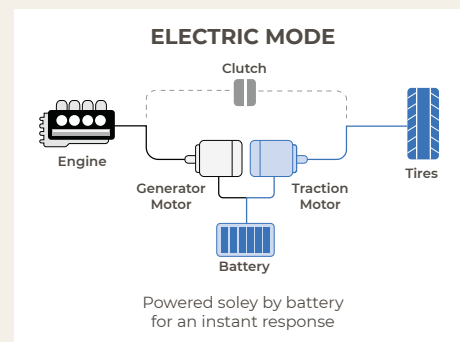


1.5L e:HEV Full Hybrid System

## THERE'S MORE TO POWER

The new HR-V's responsive, self-charging hybrid engine adapts to every drive—whether cruising through town or hitting high speeds, it delivers an exhilarating surge of power when you need it.




The gas engine delivers an impressive 78kW (106PS) of power at 6,000-6,400rpm and a torque of 127N-m (13kg-m) at 4,500-5,000rpm. Complementing this, the electric motor generates 131PS between 4,000-8,000rpm, with an instant torque of 253Nm from 0-3,500rpm, ensuring a responsive and dynamic driving experience.



## DRIVE MODES

Choose between three different performance modes:

- Sport** for a dynamic drive
- Normal** for a smooth ride
- Econ** for greater fuel efficiency



Sport Mode is for RS e:HEV



RS Design Front Grille

## THERE'S MORE TO STYLE

More than just looks—the new HR-V stands out. With 18-inch RS alloy wheels, RS exterior design, and LED sequential turn lights, it's built to impress.



18-Inch Alloy Wheels  
\*RS e:HEV and V variants only



LED Sequential Turn Signals  
\*RS e:HEV only



Smoked Taillight Bar  
\*RS e:HEV only



**Power Tailgate with Hands-Free Assist and Walk Away Close**

*\*RS e:HEV only*



**Premium Interior**

## THERE'S MORE TO DRIVING INDULGENCE

Designed for your ease. From the hands-free power tailgate to auto tilt-down mirrors and a premium interior, the new HR-V is designed with you in mind.



**Side Door Mirror with Auto Reverse Tilt**

*\*RS e:HEV and V only*



**RS Leather Seats with Red Stitching**

*\*RS e:HEV only*



**8-way Power Driver Seat Adjustment**

*\*RS e:HEV and V only*



**Type-C Charging Ports**



**Wireless Charger**

*\*RS e:HEV and V only*



Spacious Cabin

## THERE'S MORE SPACE & FLEXIBILITY

More room, more possibilities. With ULT Seats and multiple configurations—Utility Mode, Long Mode, and Tall Mode—the new HR-V is built for every adventure.

UTILITY MODE



LONG MODE



TALL MODE

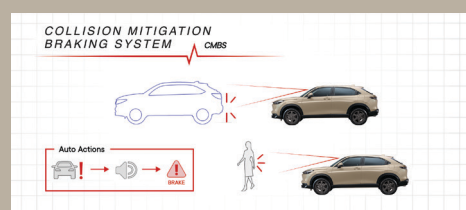


404L Cargo Space



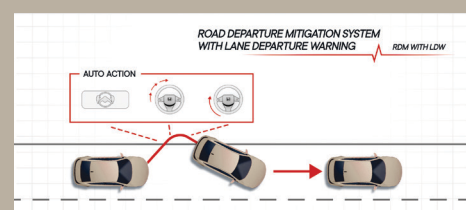
# THERE'S MORE TO SAFETY

Drive with confidence with Honda SENSING, Honda's advanced driver-assist system—giving you peace of mind on every journey.



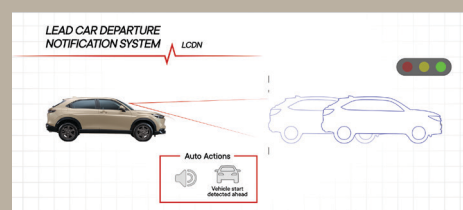
## Collision Mitigation Braking System (CMBS)

Collision Mitigation Braking System or CMBS helps to warn, mitigate collision, or lessen the severity of the frontal collision.



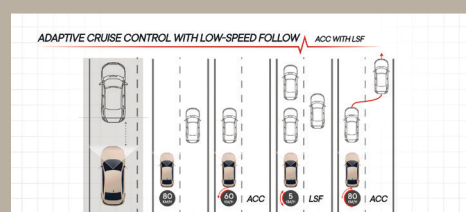
## Road Departure Mitigation (RDM) with Lane Departure Warning (LDW)

Road Departure Mitigation or RDM helps you avoid collision by providing audible and visual warning whenever the car swerves to the other lane without the proper use of signal lights, while the Lane Departure Warning or LDW notifies you when going off course.



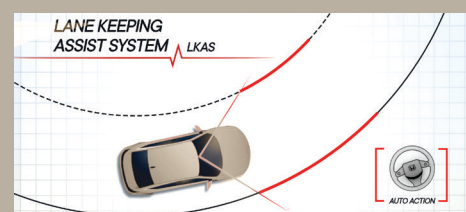
## Lead Car Departure Notification (LCDN)

Lead Car Departure Notification System or LCDN keeps you informed by alerting when the car in front you has moved ahead from a standstill.



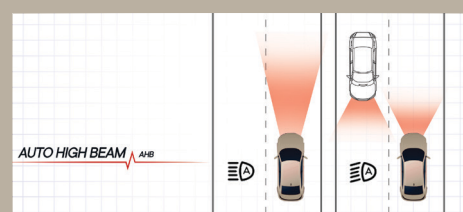
## Adaptive Cruise Control (ACC) with Low-Speed Follow (LSF)

The Adaptive Cruise Control (ACC) is perfect for long drives as it lessens your fatigue by maintaining the distance based on the car in front of you, braking and accelerating as needed; while the Low Speed Follow or LSF helps make it easier to drive during stop-and-go traffic.



## Lane Keeping Assist System (LKAS)

Lane Keep Assist System or LKAS keeps the vehicle at the center of the visible road lanes and in the best driving position as it guides you to follow the flow of the road.



## Auto High Beam (AHB)

Auto High-Beam or AHB allows you to automatically turn on the high beams when there are no other vehicles ahead and lower your beam appropriately when encountering oncoming traffic.



# THERE'S MORE TO CONNECTION

Be in control of your Honda HR-V with the Honda CONNECT app—offering secure access to features that prioritize your safety and convenience. Start, monitor, and customize your vehicle from your mobile phone. Enjoy enhanced safety, security, and the ultimate convenience, giving you peace of mind wherever you are.

## SECURITY



Automatic Collision Detection



Security Alarm



Speed Alerts

## SAFETY



Find My Car



Geofencing



Emergency Call

## CONVENIENCE



Car Status




Remote Vehicle Control



Service Reminder



Honda Alerts and News

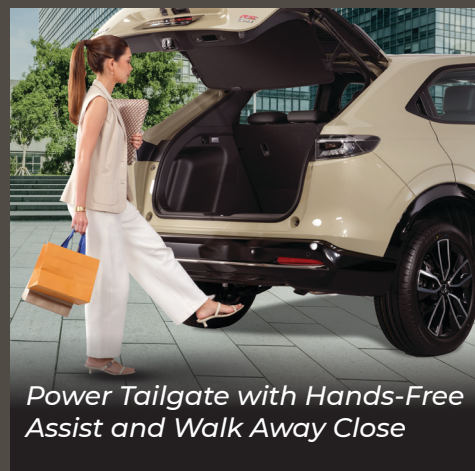


Share Memorable Drives

# HR-V RS e:HEV



RS and e:HEV Badge



Power Tailgate with Hands-Free Assist and Walk Away Close



RS Design Leather Seats with Red Stitching



RS Design Front Grille



Wireless Charger




Leather Steering Wheel with RS Red Stitching

# HR-V V CVT



18" Alloy Wheels



LaneWatch Camera



Side Door Mirror with Auto Reverse Tilt



Type-C Charging Ports



8-way Power Driver Seat Adjustment

# HR-V S CVT



Leather Seats



Auto Fold Mirrors



Auto Dimming Inside Rear View Mirror



8-inch Touchscreen Display with Wireless Apple Carplay/Android Auto



Sand Khaki Pearl\*



Crystal Black Pearl\*



Premium Opal White Silver Pearl\*\*



Ignite Red Metallic



Platinum White Pearl\*\*\*



Meteoroid Gray Metallic\*\*\*

\*RS Only \*\*RS and V Only \*\*\*V and S Only

## Honda GENUINE ACCESSORIES



Cargo Tray



Seat Back Protector



Door Visor

The Honda HR-V				
Variant	RS e:HEV		V CVT	S CVT
<b>DIMENSIONS AND WEIGHT</b>				
Dimensions	Length	mm	4,388	4,347
	Width	mm		1,790
	Height	mm		1,591
Wheelbase		mm	2,610	
Tread	Front / Rear	mm	1,537 / 1,543	1,537 / 1,543
Ground Clearance		mm	196	
Turning Radius		m	5.5	
Curb Weight		kg	1381	1279
Seating Capacity	Persons		5	
<b>ENGINE AND TRANSMISSION</b>				
Type	1.5 e:HEV		DOHC i-VTEC 4-cylinder, 16-valve	
Fuel Supply System	Programmed Fuel Injection (PGM-FI)			
Engine Displacement	cc	1,498		
Max Power	kW (PS) / rpm	78 (106) / 6,000-6,400	89 (121) / 6,600	
Max Torque	N-m (kg-m) / rpm	127 (13) / 4,500-5,000	145 (14.8) / 4,300	
Bore & Stroke	mm	73 x 89.5		
Compression Ratio	:1	13.5±0.2	10.6±0.2	
Transmission		Electronically-Controlled Continuously Variable Transmission (e-CVT)	Continuously Variable Transmission (CVT)	
Paddle Shifter		O		
Fuel Tank Capacity	liters	40		
Recommended Fuel		Gasoline, 91 RON or higher		
Emission Rating		EURO 4		
Bioethanol Compatibility		up to 10%		
Remote Engine Start		O		
Drive System		Front Wheel Drive		
<b>SUSPENSION AND BRAKE</b>				
Suspension	Front	McPherson Strut		
	Rear	Torsion Beam		
Brake	Front	Ventilated Disc		
	Rear	Disc		
Parking Brake Type		Electronic Parking Brake (EPB) with Auto Brake Hold (ABH)		
<b>STEERING</b>				
Gear Type		Rack and Pinion		
Power Steering		Electric Power Steering (EPS)		
Steering Gear Box		Variable Gear Ratio	Constant Gear Ratio	
Steering Wheel	Material	Leather with Red Stitching	Leather	Urethane
	Controls	O (Audio, HFT, Multi-Information Display, Voice Assistant Button, Adaptive Cruise Control and Lane Keep Assist Controls)		
	Adjustment	Tilt & Telescopic		
<b>DRIVING MODES</b>				
Drive Mode Toggle Switch		O	-	
Econ		O		
Normal		O		
Sport		O	-	
<b>EXTERIOR</b>				
Headlights	Type	Full LED		
	Headlight Extension	Aluminum	Black	
	Auto On/Off	O		
	Auto Off Timer	O (15 secs)		
Daytime Running Lights (DRL)		O (LED)		
Fog Lights		LED Projector Type		
Front Turn Signal		LED Sequential	LED	
Side Turn Signal		Door Mirror Integrated (LED)		
Tail Lamp		Smoke LED Light Bar	LED Light Bar	
High Mount Stop Lamp		LED		
Front Grille		RS Design (Sporty Chrome Mesh)	Black Bar	
Front Bumper		RS Design (Sport Type with Red Amp Up Line)	Standard	
Front Bumper Spoiler		Sport Type	Standard	
Front Wiper		Auto Rain Sensing	Variable Intermittent	
Rear Wiper		Intermittent with Washer and Reverse Link		
Door Handles		Body Color		
Door Mirrors	Color	Body Color		
	Power Adjustable	O		
	Power Folding	O		
	Auto Folding	O		
	Reverse-Tilt	O		
Antenna		Shark Fin Type		
Power Tailgate		O Hands-Free Assist + Walk Away Close	-	
Tailgate Spoiler		O		
RS Emblem		O		
Tire Size		225/50 R18 95V		215/60 R17 96H
Wheel Size and Type	Size	18x7.5J		17x7J
	Type	Black & Silver Alloy		
	Spare	Tire Repair Kit Inflator + Sealant	Space Saver Type	

O Standard - Not Available

Honda Cars Philippines, Inc. reserves the right to change or modify equipment or specifications at any time without prior notice. Details, colors, description and illustrations are for information purposes only. As specifications or any equipment may vary in some countries, please check with your nearest Honda dealer.

Variant	RS e:HEV	V CVT	S CVT
<b>INTERIOR</b>			
Interior Color	Black with Red Accents	Black with Silver Accents	Black
Seats	Material	RS Leather with Red Stitching	Leather
	Driver	8-way Power Adjustment	
	Front Passenger	Slide, Recline and Height Adjustment	
	Seatback Pocket	Slide and Recline Adjustment	
	Rear	Driver & Front Passenger	
	Rear Armrest	ULT Seat (Utility, Long, and Tall Mode), 60:40 Split Type	
One Push Start System		O	
Shift Knob	Material	Leather with Red Stitching	Leather
Floor Mats		O	
Sport Pedals		O	
Instrument Cluster	Type	7" Digital Display	4.2" Digital Display
	Display Contents	Warnings	O
		Range & Fuel	O
		Speed & Time	O
		Maintenance	O
		Settings	O
		Safety Support	O
		Customize Display	O
	Fuel Level	O	
Interior Lighting	Map Light	O	
	Dome Light	O	
	Cargo Light	O	
Rear View Mirror		Auto-dimming	
Audio System	Type	8" Touchscreen Display Audio	
	Apple Carplay and Android Auto Connectivity	O - Wireless	
		Bluetooth, Hands Free Telephone (HFT), Audio-Streaming and USB-input	
Air Conditioning	Speakers	8 (4+4 Tweeters)	6 (4+2 Tweeters)
	Type	Dual Zone Automatic	Single Zone Automatic
	Air Diffusion System	O	
	Controls	Rotary Knobs with Illumination	
	Rear Ventilation	O	
Sunvisor	Driver and Passenger Mirror	O (with Illumination)	
Grab Rail		4	
Coat Hanger		2	
Center Console Box		O	
Storage	Door Pocket	Front Doors	
	Cup Holders	4	
	Bottle Holders	4	
Power Windows		Auto Up/Down for Driver and Front Passenger	O (Auto Up/Down for Driver)
Power Door Locks		O (with Speed Sensing Auto Lock)	
Accessory Socket (12V)		O	
USB Charging Ports	Driver and Passenger	O (Type A & C)	
	Rear	O (Type C x 2)	
Wireless Charger		O	
Tonneau Cover		O	
Honda CONNECT		O	
<b>Honda SENSING</b>			
Adaptive Cruise Control (ACC)		O	
Low Speed Follow (LSF)		O	
Collision Mitigation Braking System (CMBS)		O	
Lane Keeping Assist System (LKAS)		O	
Road Departure Mitigation (RDM)		O	
Lane Departure Warning (LDW)		O	
Auto High Beam (AHB)		O	
Lead Car Departure Notification (LCDN)		O	
<b>SAFETY AND SECURITY</b>			
Keyless Entry System		O (Smart Entry)	
LaneWatch Camera		O	-
Walk Away Auto Door Lock		O	
Multiview Reverse Camera		O	
Rear Sensors		4	
Airbags	Front	O	
	Side	O	
	Side Curtain	O	-
Seatbelt	Front	3 Pt. ELR (x2)	
	Rear	3 Pt. ELR (x3)	
	Reminder	O	
Rear Seat Reminder		O	
Anti-Lock Braking System (ABS)		O	
Electronic Brake-Force Distribution (EBD)		O	
Agile Handle Assist (AHA)		O	
Hill Descent Control (HDC)		O	
Vehicle Stability Assist (VSA)		O	
Hill Start Assist (HSA)		O	
Emergency Stop Signal (ESS)		O	
G-CON Body Structure		O	
Child Lock		O	
ISOFIX Child Seat Anchor		O	
Security Alarm and Immobilizer		O	

O Standard - Not Available